

Accordion book for the simple character class

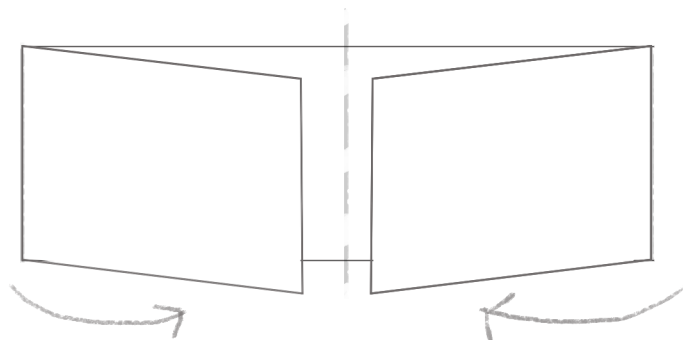
Take a big piece of paper. (I used 100 cm x 70 cm)

fold the paper in half and cut or tear it

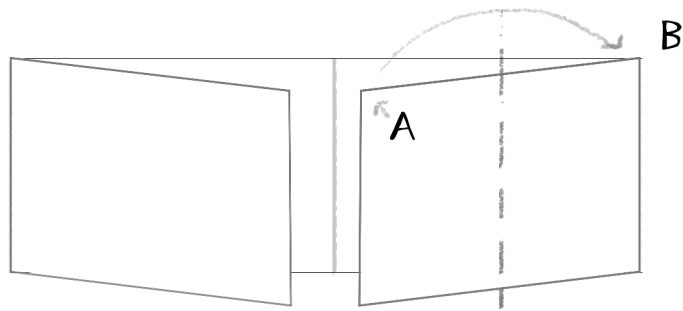
Then fold this half paper in half and cut or tear it

You now have a small stroke of paper. (Mine is 100 cm x 17,5 cm)
Fold that in half

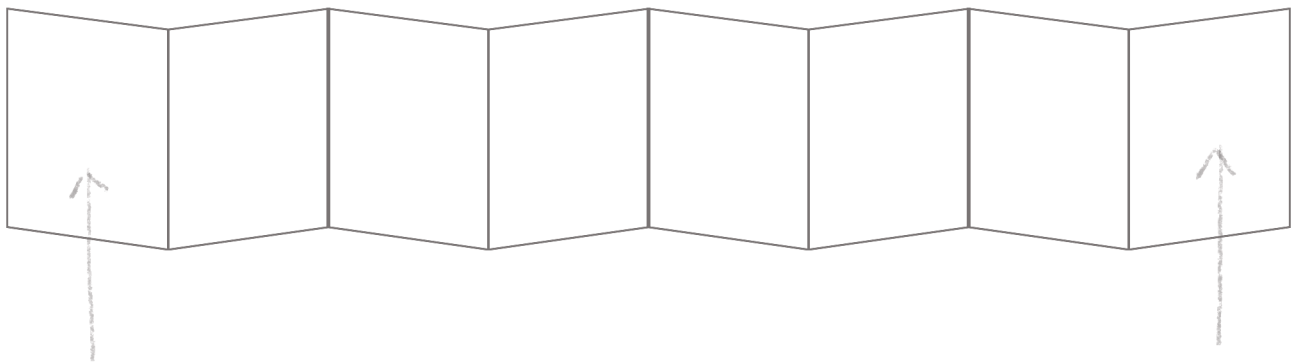
Open it again and fold the outer parts to the middle.



Then fold point A to point B



Then turn it around and fold it everytime to the new fold and keep turning it. Till you have your accordion book



glue the covers here

and here



Good luck! xxx Nelleke

page 2